

BHARTIYA SHIKSHA BOARD
WORKSHEET – TERM II
MATHEMATICS – CLASS II
SESSION-2025-26

Pooja Sharma
3/1/26


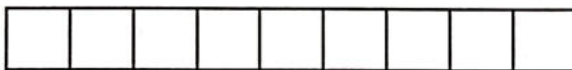
Time: 1 Hour

Max Marks: 20

GENERAL INSTRUCTIONS:

- Read the questions carefully.
- 10 minutes extra time is allowed to read this question paper.
- Please check that this worksheet contains **02** printed pages.
- All the answers have to be written in the worksheet only.
- This worksheet contains 5 questions.
- All questions are compulsory.

Q1. Colour the squares to match the length of the objects. Count the coloured squares and write inside the box. (2×1=2 Marks)



Q2. Look at the name of the objects given below and list the objects on the correct side of the balance. (3 Marks)

Objects: Chair, Paper, Cotton Ball, Leaf, Lunch Box, Book




HEAVY






LIGHT

Q3. Write 1, 2 and 3 for the containers in increasing order of their capacity.
(2×3=6Marks)




(a)




		
<input type="text"/>	<input type="text"/>	<input type="text"/>

(b)




		
<input type="text"/>	<input type="text"/>	<input type="text"/>

Q4. Write 1, 2 and 3 to arrange the given objects in terms of their length.
(2×3=6 Marks)

STICKS	
	
	
	

RIBBONS	
	
	
	

Q5. Write 1, 2 and 3 for lighter to heavier objects.
(3 Marks)

(a) 	(b) 	(c) 
<input type="text"/>	<input type="text"/>	<input type="text"/>